

**IMPREZA**  
2005



[www.subaru.ca](http://www.subaru.ca)

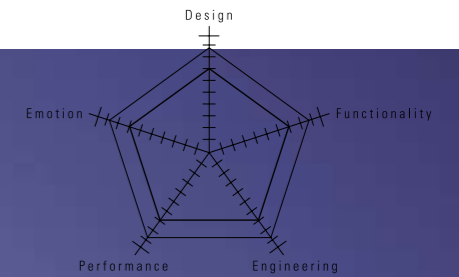


The Supplemental Restraint System (SRS airbags) affords the driver and passenger additional protection in some collisions. This system provides supplemental protection only, and seatbelts must be worn in order to avoid injuries to out-of-position occupants upon airbag deployment. The combination of SRS and seatbelts provides the best protection in a serious accident. All illustrations, specifications, features and photographs contained in this brochure are based on product information available at the time of its printing, and may not be completely accurate following its publication. Colours shown may vary due to reproduction variations in the printing process, and some vehicle parts cannot be shown in certain photographs. Subaru Canada, Inc. reserves the right to discontinue or make changes at any time, without notice or incurring obligations, to colours, materials, equipment, accessories, features, specifications and models, or to change their prices. Some models shown may be from international markets and are not available in Canada, or they may be shown with equipment or accessories which are optional (at extra cost) or only available in certain combinations, or they may be subject to product delays or not be available in Canada. Please visit our web site for the latest information and specifications. For complete details on product updates, warranties or the Subaru Care program, please contact your Subaru Dealer. Subaru, Impreza, SUBARU BOXER, Subaru CARE and Subaru CARE Customer Assistance for Roadside Emergencies are registered trademarks. Printed in Canada. 2004 Subaru Canada, Inc. 2005 Impreza model year.



SBI05E

Think. Feel. Drive.



## The Perfect Balance

### Subaru Symmetrical AWD

Whether in the design of a skyscraper or the formation of a snowflake, symmetry creates balance. The Subaru symmetrical full-time All-Wheel Drive system was designed and engineered to achieve the pinnacle of automotive balance by providing unequalled safety and performance through a simple, linear drivetrain configuration. The 2005 Impreza's horizontally-opposed engine, All-Wheel Drive transmission and sophisticated suspension work in complete harmony to provide exhilarating on-road performance and impressive all-weather capabilities in a rally-inspired package that is both fun and functional.



**SYMMETRICAL AWD**



***Advanced technology for an increasingly challenging world.***

*From modern, multi-lane highways to winding mountain switchbacks, the environment in which we drive is becoming increasingly challenging. That is why the 2005 Impreza – and every vehicle Subaru builds – is designed and built with three simple words in mind: Think. Feel. Drive.*

*Every Subaru is the product of intelligent design, forward thinking and over 30 years of All-Wheel Drive expertise.*

*Every Subaru is created with the feeling and passion our engineers have for the act of driving and for translating cutting-edge ideas into real-world technology.*

*Every Subaru is built to be driven and appreciated from both a practical standpoint and an emotional one.*

*By combining these three simple, yet integral concepts with the lessons we have learned in the heat of World Rally Championship (WRC) competition, we have created a driver's vehicle that is both spirited and safe – and more than ready to deliver a thrilling driving experience: the 2005 Impreza.*

**SYMMETRICAL AWD**



*- Petter Solberg & Phil Mills -  
2003 FIA World Rally Championship for Drivers & Co-Drivers*

## Impreza. Born to be driven.

If you were born to drive, then it's time you meet the 2005 Impreza Sedan and Wagon. If the Impreza looks familiar, that's because it has been the driving force behind the Subaru World Rally Team's FIA World Rally Championship (WRC) success, winning titles and championships around the world for over a decade. As a link between the rally and the road, the Impreza combines the same core technology as Subaru's legendary rally cars with exceptional safety and intelligent design to provide drivers with a vehicle that is fun, functional and born to be driven.





### Total performance.

Powered by a turbocharged and intercooled 227 hp SUBARU BOXER engine and equipped with Subaru's rally-proven symmetrical full-time All-Wheel Drive system, the 2005 Impreza WRX Sedan and Sport Wagon let drivers embrace the true spirit of the WRC. Featuring rally-inspired aerodynamics, a sophisticated sport-tuned suspension, ventilated disc brakes, a weight-saving aluminum hood and a limited-slip rear differential, the Impreza WRX is a performance icon with a worldwide reputation for providing pure driving excitement.

## Style with purpose.

Winning a rally requires excellent vehicle aerodynamics, which is why we turned to the Subaru World Rally Team for help in designing the Impreza. With its sculpted front fascia, athletic stance and aluminum alloy wheels, all 2005 Impreza models are prepared for high-performance

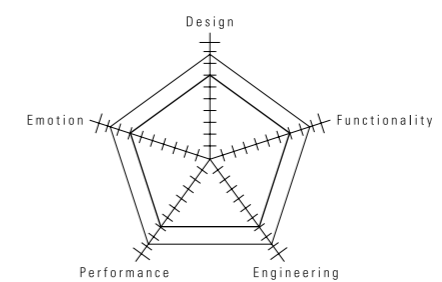
driving. For added excitement, Impreza models are available with a wide range of stylish performance enhancements, including a low-profile spoiler, fog lights and a hood scoop that signals the presence of a turbocharged and intercooled SUBARU BOXER engine.



WRX Sedan



2.5RS Sedan



Comforting thoughts.



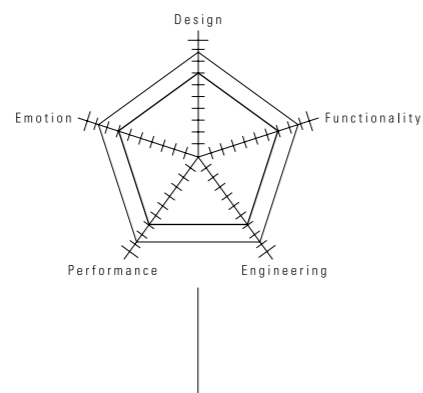
You'll experience a feeling of anticipation the first time you slip behind the wheel of the 2005 Impreza. With an athletic design, sophisticated technology and the soul of a rally champion, you'll feel at one with the Impreza and be able to identify with the image it projects. Look

a little deeper and you'll find reassurance in the build quality, world-class safety and performance that are synonymous with the Subaru name. Each and every detail contributes to your complete satisfaction and joy. When you're ready to take flight, your seat is waiting for you.

The balance of  
performance and practicality.

When it's time for adventure, the 2005 Impreza Wagon is the clear choice. Whether it is a spirited 2.5RS, a turbocharged WRX or a more rugged Outback Sport, Impreza Wagons balance inspiring on-road performance with reliable, everyday practicality. Each Impreza Wagon features a versatile cargo area, 60/40-split-folding rear seats, handy roof rails and a spacious interior to carry much more than just your gear. With room for family, friends and plenty of cargo, Impreza Wagons deliver the functionality you need and the fun you desire.





2.5RS Sedan with Sport Package



2.5RS Sport Wagon

**One vehicle for work and play.**

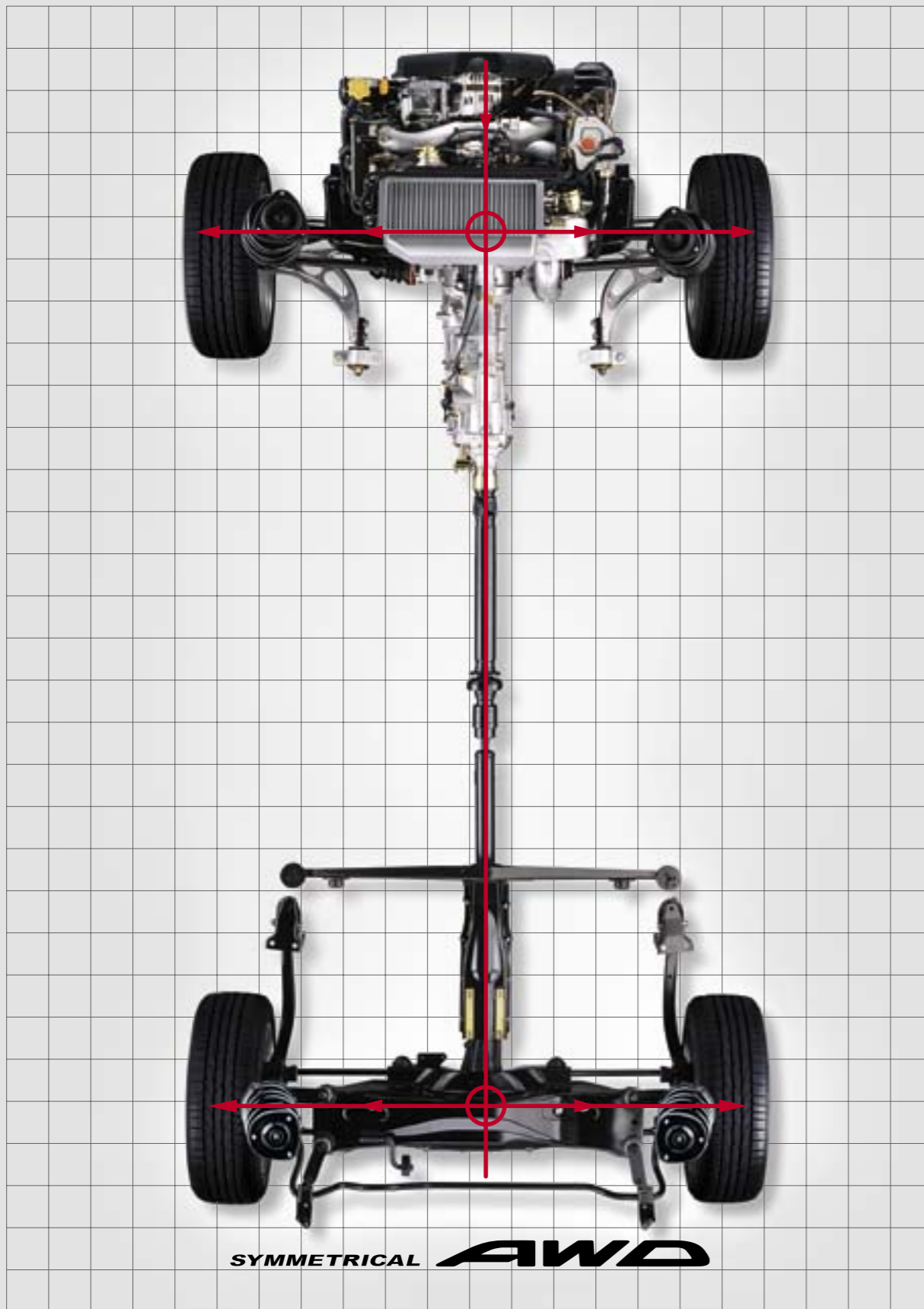
With its rally-inspired looks, choice of free-revving yet torquey SUBARU BOXER engines and symmetrical full-time All-Wheel Drive, the 2005 Impreza is always eager to play. With its well-thought-out interior; exceptional safety features; superb all-weather capabilities and

spacious cargo area, the Impreza is also equipped to handle the daily grind. Designed to make a seamless transition between work and play, the Impreza can ease the challenges of the daily commute then bring a smile to your face when it's time to have some fun.

### Enjoy every curve.

Built from the ground up to fit your active lifestyle while providing an exhilarating balance of fun and functionality, the 2005 Impreza is the perfect choice for those born to drive. From the versatile and value-packed 2.5RS models to the rugged and adventurous Outback Sport, the Impreza line-up has something for everyone. If high-octane performance is your thing, you owe it to yourself to test drive a rally-inspired, turbocharged WRX. No matter which Sedan or Wagon you choose, the Impreza was born to be driven. Enjoy the ride.





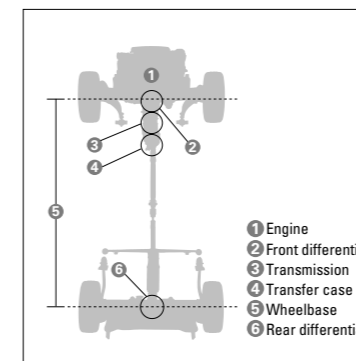
# SYMMETRICAL AWD

The benefits of the Subaru symmetrical full-time All-Wheel Drive system are recognized the world over.

## The superiority of Subaru AWD.

The symmetrical full-time All-Wheel Drive system, standard in every Subaru built for the Canadian market, is much more than the sum of its parts. It is the result of over 30 years of research and development. It is the product of rigorous testing in the heat of World Rally Championship (WRC) competition. It is the culmination of one company's unique quest to provide unparalleled safety and performance in all of its vehicles, regardless of road or weather conditions. Quite simply, it is our passion.

In contrast to conventional designs, Subaru strategically positions the engine, transmission and transfer case along the centreline of the vehicle to create an exceptionally balanced drivetrain. This simple layout provides superior handling and control while increasing driveline efficiency. In the end, the 2005 Impreza's unique symmetrical full-time All-Wheel Drive system, including a standard limited-slip rear differential on WRX models, provides exceptional levels of both performance and safety, translating into added driver confidence and enjoyment in virtually any weather or road condition.



### SUBARU BOXER



The higher the centre of gravity of a vehicle, the greater the compromise to the vehicle's handling and stability. That is why the 2005 Impreza uses a horizontally-opposed "boxer" engine, with pistons that move horizontally, rather than vertically – like a boxer throwing an endless combination of perfect rights and lefts. Unlike the bulky size of some V-shaped or in-line configuration engines, the compact design of the SUBARU BOXER allows it to be mounted closer to the road and in harmony with the symmetrical layout of the drivetrain, lowering the Impreza's centre of gravity and improving its balance. Also, all SUBARU BOXER engines are aluminum units whose low mass further contributes to solid handling and directional stability. With the natural smoothness, efficiency and responsiveness of its powerplant and the performance of symmetrical full-time AWD, the Impreza offers a truly exhilarating driving experience.

# DRIVE SUBARU

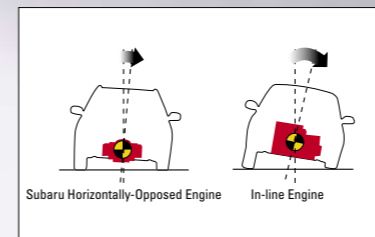


## Push the envelope.

At Subaru, we believe advanced technology and innovative design can provide an ideal balance between world-class safety and performance, inspiring driver confidence and a passion for the open road. With that in mind, Subaru is proud to present the 2005 Impreza. With an incredibly rigid chassis, the responsiveness of a SUBARU BOXER engine, the control and traction of symmetrical full-time All-Wheel Drive and the all-road benefits of long-travel suspension, the Impreza offers superb driving dynamics as well as exceptional all-weather stability and grip. Whether tackling a winding mountain road on a clear autumn day or performing an emergency lane change in the dead of winter, the Impreza has been designed and engineered to create seamless communication between vehicle and driver, providing both exhilaration and peace of mind.

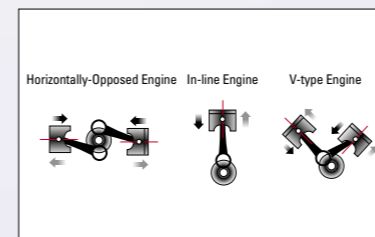


## Advantages of Subaru symmetrical full-time AWD and the SUBARU BOXER engine.



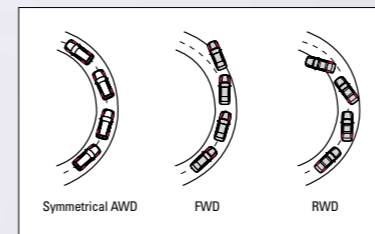
### Better balance

During cornering, centrifugal force causes a vehicle to lean; how much it leans depends in part on the position of the vehicle's centre of gravity. Due to the placement of the compact, aluminum, horizontally-opposed SUBARU BOXER engine, the 2005 Impreza features an exceptionally low centre of gravity, which helps improve handling and stability while reducing body roll and deviation from your chosen direction.




### Less vibration

With its 180-degree configuration, Subaru's horizontally-opposed engine dramatically cuts down vibration by eliminating the inertia of opposing pistons that exists in some V-shaped or in-line configuration engines. The result with the SUBARU BOXER engine is smooth, seamless power right through the rev range as well as unprecedented driving comfort.



### More grip and stability

One reason that Subaru has devoted so much time and energy to perfecting full-time AWD is the system's inherent advantages over two-wheel drive during cornering. By transmitting power through all four tires, the Impreza is better able to maintain its intended path, allowing for stable and controlled cornering. In contrast, when gripping ability is restricted to just two tires in front-wheel drive (FWD) or rear-wheel drive (RWD) vehicles, lateral forces tend to make the vehicle either "understeer" or "oversteer", which can lead to instability.



# the POWER

ADVANCED ENGINE TECHNOLOGIES

*Just like the engine in the mighty World Rally Championship (WRC) Impreza WRC2004, all Subaru vehicles sold in Canada are equipped with aluminum, horizontally-opposed SUBARU BOXER engines. This is because SUBARU BOXER engines are lightweight, compact and positioned to create a low centre of gravity. These attributes, along with the engine's responsiveness, efficiency and natural smoothness, help to make the SUBARU BOXER the ideal focal point of the Subaru symmetrical full-time AWD system. Whether you choose the 2.5 litre naturally aspirated version or the exhilarating 2.0 litre turbocharged version standard in WRX models, both Impreza engines offer a responsible balance between performance and efficiency.*

## **2.0 litre turbo engine**

Quiet at idle but always eager to spring to life, the 2.0 litre, turbocharged SUBARU BOXER engine in the Impreza WRX Sedan and Sport Wagon is both incredibly potent and refined. Pumping out an exhilarating 227 hp and 217 lb-ft of torque and boasting platinum spark plugs and a direct ignition system, WRX's turbocharged and intercooled SUBARU BOXER engine is a lightweight, dual overhead cam (DOHC) unit that offers adrenaline-pumping, silky-smooth power delivery at the touch of the throttle. Also, thanks to the SUBARU BOXER's natural smoothness throughout the rev range, the WRX is equally at home on the highway or in the hustle and bustle of downtown traffic.



## **2.5 litre engine**

The 2.5 litre single overhead cam (SOHC) naturally aspirated SUBARU BOXER engine that powers the Impreza 2.5RS Sedan, Sport Wagon and Sport Package Sedan as well as the Outback Sport is both free-revving and fuel efficient and features drive-by-wire Electronic Throttle Control (ETC) technology for immediate throttle control, improved engine response and smoother operation. With its compact dimensions and light weight, the 2.5 litre, horizontally-opposed SUBARU BOXER provides outstanding balance and directional stability while producing a broad torque curve for impressive performance. Producing a healthy 165 hp and 166 lb-ft of torque, the 2.5 litre engine achieves excellent fuel economy and impeccable reliability.



# the SHIFT

## TRANSMISSION TECHNOLOGIES

*Designed to take full advantage of the inherent virtues of Subaru full-time AWD and the symmetrical layout of the drivetrain, the transmissions in the 2005 Impreza lineup are a marvel of engineering and efficiency. Created to bring smooth, vibration-free gear changes and an exceptional level of driver control, the Impreza's transmissions are also cleverly packaged – as opposed to other vehicles featuring complex differentials and torque split systems. By combining the transmission, front differential and transfer case into a single unit that is mounted symmetrically along the centreline of the vehicle, Subaru engineers created a transmission that is not only compact, but also fuel efficient. Capable of delivering linear, controllable, full-time power to all four wheels in virtually any driving condition, the Impreza's manual and automatic transmissions offer a superb balance of precise, smooth performance and engineered efficiency.*

### 5-speed Manual Transmission (5MT)

The 5-speed manual transmission that is standard in every 2005 Impreza model is designed and engineered to integrate perfectly into the Impreza's symmetrical full-time All-Wheel Drive system while offering unsurpassed performance, efficiency and control. With a compact, viscous-coupling limited-slip centre differential providing intelligent torque distribution, the 5-speed manual offers precise control, exceptional efficiency and superior All-Wheel Drive traction.



### Electronically controlled 4-speed Automatic Transmission (4EAT)

The advanced, electronically controlled 4-speed automatic transmission optional in the 2005 Impreza 2.5RS Sedan, Sport Wagon and Sport Package Sedan as well as the Outback Sport features a gated gear selector and smooth, seamless gearshifts. Working in combination with the latest-generation electronically controlled multi-plate transfer clutch, the Impreza's 4-speed automatic can intelligently distribute power between front and rear wheels to provide superior traction and control. The electronically-controlled 4-speed automatic also features direct shift control, which results in smoother gear changes and increased efficiency thanks to its low-friction design.



### 4-speed Automatic Transmission with VTD (4EAT with VTD)

In an effort to provide exceptional performance in a variety of weather and road conditions, the 2005 Impreza WRX Sedan's optional 4-speed automatic transmission features Variable Torque Distribution (VTD) All-Wheel Drive. Working through an electronically controlled locking centre differential, VTD provides a 45/55 front-to-rear torque split in ideal driving conditions for a more performance-oriented feel and can revert back to the dependable safety of a 50/50 torque split in adverse weather or road conditions.




# the DRIVABILITY

## SUSPENSION TECHNOLOGIES

*The balanced, symmetrical layout of the 2005 Impreza's drivetrain provides a perfect foundation for 4-wheel independent suspension. Thanks to the compact size and the centrally mounted location of the SUBARU BOXER engine between the front struts, the Impreza utilizes long, equal-length axle shafts. These help to maximize suspension travel at all four wheels and virtually eliminate "torque steer", which occurs when a vehicle pulls to one side under brisk acceleration. Beyond the inherent balance offered by equal-length front and rear axle shafts, the Impreza's sophisticated suspension works in unison with its state-of-the-art chassis to provide impressive stability and responsive handling.*

### **Suspension**

Even the best All-Wheel Drive system in the world becomes ineffective if the tires are not making contact with the road. To ensure the utmost in control and handling, the 2005 Impreza employs long-travel suspension as a part of its Subaru symmetrical full-time All-Wheel Drive system. Based on the same concepts used in our championship-winning WRC rally cars, the Impreza's fine-tuned, long-travel suspension and rigid chassis help to maintain tire contact with the road over uneven surfaces while improving stability, steering responsiveness and overall driving dynamics. Simply put, the Impreza's sophisticated suspension helps to keep the vehicle stable and the tires where they belong: on the road.



Front suspension

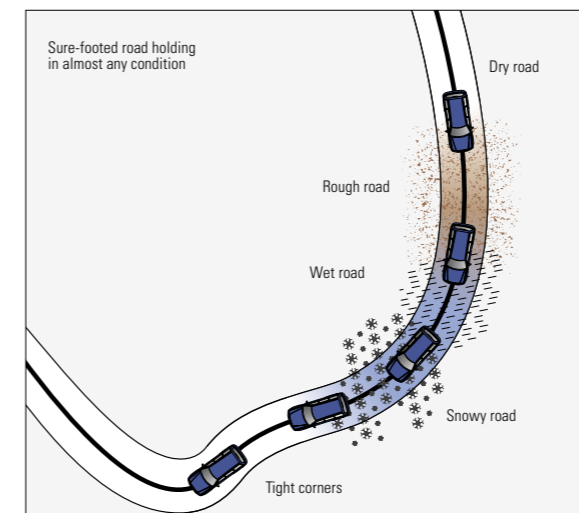
Rear suspension

# the ACTIVE safety

ACTIVE SAFETY TECHNOLOGIES

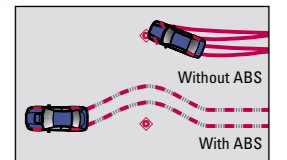
## Safety starts with symmetrical full-time All-Wheel Drive

At Subaru, we believe a truly safe vehicle is one that excels at preventing accidents before they happen. With that in mind, the 2005 Impreza was designed from the ground up to offer best-in-class active safety features in an effort to inspire driver confidence and peace of mind. Active safety begins with the Subaru symmetrical full-time All-Wheel Drive system, which offers sure-footed traction and control in a variety of weather and road conditions. From snow-covered back roads to rain-slicked highways, Impreza drivers feel confident knowing that power can be directed to where it is needed most in virtually any situation. The Subaru symmetrical full-time All-Wheel Drive system also provides the Impreza with the rock-solid stability to confidently carve through winding roads or sharp corners and maintain its composure over rougher terrain. Because the Impreza's All-Wheel Drive system is full-time, its benefits can be appreciated throughout every journey – even on dry, pristine roads.



## ABS braking

In addition to the active safety benefits of the Subaru symmetrical full-time All-Wheel Drive system, a 4-wheel/4-channel/4-sensor Anti-Lock Braking System (ABS) is also



standard on all 2005 Impreza models. Working through sensors at all four wheels, ABS helps to prevent wheels from locking up



Front ventilated disc brake



Rear disc brake

during heavy braking, allowing the driver to apply the brakes and steer away from trouble at the same time. ABS provides outstanding safety and control, even during emergency manoeuvres or in inclement weather conditions. Impreza models are also equipped with Electronic Brake-Force Distribution (EBD), which detects passenger and cargo load and then proceeds to control the balance between front and rear brakes to help maintain a consistent stopping distance, even when the vehicle is weighed down.

# the **PASSIVE** safety

PASSIVE SAFETY TECHNOLOGIES

## Ring-shaped reinforcement frame

When an accident is unavoidable, Subaru's exceptional passive safety technologies help to offer a 360-degree barrier of protection. The Impreza's ring-shaped reinforcement frame has been designed to provide best-in-class collision safety. The Impreza also features energy-absorbing crumple zones, side-impact door beams and has earned the highest possible rating<sup>†</sup> in frontal offset crash tests conducted by the Insurance Institute for Highway Safety (IIHS).



40 mph frontal offset crash test



Side-impact door beams

## Pedestrian protection

Thanks to energy-absorbing front bumpers and innovative wipers that break away when subjected to enough force, the 2005 Impreza not only protects its driver and occupants, but also those outside the vehicle. The Impreza's hood is also designed to minimize pedestrian injury in the event of a collision. Due to the distance between the hood and the compact SUBARU BOXER engine, pedestrians are less likely to come into contact with the engine during a collision.



Break-away wipers

## Airbags, seatbelts and passive safety head restraints

In the event of a frontal collision, all 2005 Impreza models feature dual front airbags (WRX models feature both front and front side-impact airbags) to protect against head and chest injuries. While front seatbelts feature pretensioners and load limiters, which tighten the belts on impact and then release slightly to help reduce stress on the torso, rear seats feature three-point seatbelts with Automatic Emergency Locking Retractors (ALR/ELR) as well as an ISO-FIX/LATCH child seat anchor system for more secure positioning of child safety seats. Additionally, 2.5RS Sedan, 2.5RS Sport Wagon and Outback Sport models feature front passive safety head restraints, which move forward automatically in a rear collision to cradle the head and neck, lessening the risk of whiplash injuries.

\*SRS - Supplemental Restraint System  
Most effective when used in conjunction with seatbelts.



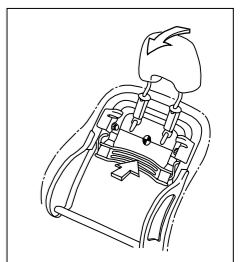
SRS\* dual front airbags



SRS\* side-impact airbags (WRX models only)



Three 3-point rear seatbelts



Passive safety head restraints (2.5RS Sedan & Sport Wagon and Outback Sport)

**INSURANCE INSTITUTE FOR HIGHWAY SAFETY**

[www.highwaysafety.org](http://www.highwaysafety.org)

<sup>†</sup>Impreza (3/02) rating of "Good" based on 40 mph frontal offset crash tests conducted by the Insurance Institute for Highway Safety (IIHS).



# thinking responsibly

We want all Subaru owners to take pride in the fact that they are driving vehicles that are as environmentally friendly as we can possibly make them. Subaru is completely committed to environmental and energy issues, so we make every effort to reduce weight and improve vehicle aerodynamics, increasing fuel economy while reducing emissions to the lowest possible levels. We also develop recycling technologies that help to make efficient use of natural resources and cut down on waste. It is this kind of thinking and technology that will bring us all a better future.



WRX Sport Wagon

# the SPACE

FLEXIBLE SPACE

**Accommodating by design.**

Beyond the 2005 Impreza's exhilarating performance and rally-inspired style is a versatile vehicle that has been intelligently designed to accommodate an impressive amount of cargo. Each Impreza Sedan offers a spacious trunk that can also fit long items thanks to a folding pass-through space between the rear seats. However, if you need even more room, all Impreza Wagons feature 60/40-split-folding rear seats that can fold down to produce a large, flat-floored cargo area.



60/40-split-folding rear seats (Wagon)

Full flat cargo area (Wagon)



60/40-split-folding rear seats (Wagon)



Full flat cargo area (Wagon)



Retractable cargo cover (Wagon)  
*(standard on Outback Sport and WRX Sport Wagon)*



Rear centre armrest (Sedan)



Trunk (Sedan)

A higher quality cockpit.



WRX Sedan

The driver's seat of the 2005 Impreza is an exciting place to be. The sporty controls fall within easy reach, adding to the Impreza's performance-inspired environment. For extra excitement, the 2.5RS Sport Package Sedan, WRX Sedan and WRX Sport Wagon feature rally sport seats, leather-wrapped parking brake and gear selector, aluminum alloy sport pedals on manual transmission models and a sporty, leather-wrapped MOMO® steering wheel.

A higher quality of living.



WRX Sedan

While the driver gets to have the most fun, the 2005 Impreza also features a comfortable, intelligently designed interior so friends and family can enjoy the ride too. With plenty of leg-, shoulder- and headroom, cleverly designed interior storage spaces, high-quality materials throughout and eye-catching, sporty cloth upholstery, the Impreza offers a performance-inspired environment for both driver and passengers.



---

## Impreza 2.5RS

Besides its symmetrical full-time AWD system and sport-tuned suspension, the well-equipped 2005 Impreza 2.5RS Sedan and Sport Wagon feature: AM/FM/CD audio system; ABS with EBD; air conditioning; front SRS airbags; passive safety front seat head restraints; heated door mirrors; advanced ring-shaped reinforcement frame; 16", 10-spoke aluminum alloy wheels; cruise control; optional electronic direct control 4-speed automatic transmission; power windows and locks with keyless entry; 6-way adjustable driver's seat; and woven-cloth interior. 2.5RS Sport Wagon models also feature: 60/40-split-folding rear seats; rear window wiper heater; and roof rails.



2.5RS Sedan



2.5RS Sport Wagon

---

## Impreza 2.5RS with Sport Package

Beyond most standard features offered in the 2005 Impreza 2.5RS Sedan, the 2.5RS Sport Package Sedan boasts a long list of features designed to make driving all the more exciting, including: tinted, power glass moonroof; AM/FM/6CD premium audio system; knit cloth upholstery; fog light covers; low-profile spoiler with integrated brake light; aerodynamic side ground effects; 16", 10-spoke design aluminum alloy wheels; rally sport-type front semi-bucket seats; aluminum alloy sport pedals (5MT only); leather-wrapped parking brake and gear selector; and a leather-wrapped MOMO® steering wheel.



2.5RS Sedan with Sport Package



## Impreza Outback Sport

Over and above most of the features found on the 2005 Impreza 2.5RS Sport Wagon, the rugged and adventurous Outback Sport also features: heavy-duty, raised suspension; attractive steel grey metallic bumpers and body-side cladding; roof rack system with lockable crossbars; exclusive Outback Sport grille; rear bumper step pad; projector beam halogen fog lights; 16", 7-spoke Outback Sport design aluminum alloy wheels; heated front seats; tricot cloth upholstery; 12V cargo area power outlet; retractable cargo cover; and outside temperature display.



Outback Sport

## Impreza WRX

In addition to most features found on 2.5RS models and its incredible, 227-horsepower turbocharged SUBARU BOXER engine, WRX models also feature: optional 4-speed automatic transmission with VTD (sedan only); stainless steel-tipped turbo-type exhaust; knit cloth upholstery; projector beam fog lights; in-dash AM/FM/6CD premium audio system; rear spoiler; aerodynamic side ground effects; 16", 10-spoke WRX design aluminum alloy wheels; rally sport-type front semi-bucket seats; leather-wrapped parking brake and gear selector; and a leather-wrapped MOMO® steering wheel. WRX Sport Wagons are also equipped with a roof rack system with lockable crossbars, cargo tray and retractable cargo cover, while automatic transmission-equipped WRX Sedans feature a standard power glass moonroof.



WRX Sedan



WRX Sport Wagon

# the SPECIFICATIONS

## Engine

	Impreza Outback Sport, 2.5RS Sedan, 2.5RS Sport Wagon 2.5RS Sedan with Sport Package		Impreza WRX Sedan and Sport Wagon
Type	2.5L Single Overhead Cam (SOHC), 16-valve, horizontally-opposed, 4-cylinder boxer engine, Electronic Throttle Control (ETC)	Type	2.0L Dual Overhead Cam (DOHC), 16-valve, horizontally-opposed, 4-cylinder boxer engine with turbocharger and intercooler
Power	165 hp @ 5,600 rpm	Power	227 hp @ 6,000 rpm
Torque	166 lb-ft @ 4,000 rpm	Torque	217 lb-ft @ 4,000 rpm
	<i>Meets Low Emission Vehicle (LEV) standards</i>		<i>Meets Low Emission Vehicle (LEV) standards</i>

## Transmission and Drivetrain

Manual Transmission	5-speed manual transmission (5MT), standard AWD type: Viscous-coupling limited-slip centre differential
Automatic Transmission	4-speed electronically controlled automatic transmission (4EAT), optional (WRX Sedan only) AWD type: Variable Torque Distribution (VTD) with an electronically controlled locking centre differential
Automatic Transmission	4-speed electronic direct controlled automatic transmission (4EAT), optional (all models excluding WRX Sedan and Sport Wagon) AWD type: Electronically controlled multi-plate transfer clutch
Drivetrain	Subaru symmetrical full-time All-Wheel Drive system Limited-slip rear differential (viscous type) (WRX models only)

## Chassis

Suspension	4-wheel fully-independent Heavy-duty raised (Outback Sport only) Sport-tuned (all 2.5RS and WRX models)
Brakes	Power-assisted, dual-diagonal system ABS 4-channel/4-sensor/4-wheel Electronic Brake-Force Distribution (EBD) Front: Ventilated discs 274 x 24 mm (all 2.5RS models, Outback Sport), 290 x 24 mm (WRX models), twin piston calipers Rear: Solid discs 262 x 10 mm, single piston calipers
Steering	Engine speed sensitive, power-assisted rack and pinion 10.2 m minimum turning circle (curb-to-curb) (2.5RS Sport Wagon); 10.8 minimum turning circle (curb-to-curb) (all models excluding 2.5RS Sport Wagon)

## Measurements

	2.5RS Sport Wagon	2.5RS Sedan	2.5RS Sedan (Sport Package)	Outback Sport	WRX Sedan	WRX Sport Wagon
Fuel economy: Manual transmission (City/Hwy) (L/100km)	10.4/7.3	10.3/7.2	10.3/7.2	10.4/7.3	11.8/8.0	11.8/8.0
Fuel economy: Automatic transmission (City/Hwy) (L/100km)	10.4/7.6	10.4/7.6	10.4/7.6	10.4/7.6	12.2/8.3	-
Fuel: Recommended minimum octane (AKI)	87	87	87	87	91	91
Fuel tank capacity (L)	60	60	60	60	60	60
Curb weight: Manual transmission (kg)	1389	1348	-	1387	1401	1436
Curb weight: Manual transmission with moonroof (kg)	-	-	1368	-	1418	1452
Curb weight: Automatic transmission (kg)	1411	1371	-	1411	-	-
Curb weight: Automatic transmission with moonroof (kg)	-	-	1391	-	1443	-
Gross Vehicle Weight Rating (GVWR) (kg)	1833	1778	1778	1833	1837	1901
Towing capacity: Maximum weight (kg) with trailer brakes <sup>†</sup>	906	906	906	906	906	906
Towing capacity: Maximum weight (kg) without trailer brakes <sup>†</sup>	453	453	453	453	453	453
Length (mm)	4415	4415	4415	4415	4415	4415
Width (mm) with mirrors	2082	2082	2082	2082	2082	2082
Height (mm) with roof rails*	1465*	1440	1440	1475*	1440	1485*
Wheelbase (mm)	2525	2525	2525	2525	2525	2525
Track: Front/Rear (mm)	1460/1455	1485/1480	1485/1480	1465/1455	1485/1480	1465/1455
Minimum ground clearance (at curb weight) (mm)	150	150	150	160	155	155
Headroom: Front/Rear (mm)	1008/947	980/932	-/932	1008/947	980/932	1008/947
Headroom: Front with moonroof (mm)	-	-	925	-	925	948
Legroom: Front/Rear (mm)	1090/856	1090/838	1090/838	1090/856	1090/838	1090/856
EPA interior volume (L)	2558	2479	2479	2558	2479	2558
Cargo area: EPA trunk volume (L)	-	311	311	-	311	-
Cargo area: EPA volume (seats up) (L)	790	-	-	790	-	790
Cargo area: SAE volume (seats folded flat) (L)	1744	-	-	1744	-	1744

<sup>†</sup>See owner's manual for detailed towing instructions

	Impreza 2.5RS Sport Wagon	Impreza 2.5RS Sedan	Impreza 2.5RS Sedan with Sport Package	Impreza Outback Sport	Impreza WRX Sedan	Impreza WRX Sport Wagon
	•	•	•	•	•	•
<b>Safety and Security</b>						
Airbags (SRS): Driver and front passenger	•	•	•	•	•	•
Airbags (SRS): Front seat side-impact with head and chest protection	-	-	-	-	•	•
Brake pedal: Collapsible, passive safety type	•	•	•	•	•	•
Child safety: Rear door locking system	•	•	•	•	•	•
Child safety: Rear seat ISO-FIX/LATCH anchor system	•	•	•	•	•	•
Head restraints (front): Height adjustable, passive safety type	•	•	-	-	-	-
Head restraints (front): Integrated	-	-	-	-	•	•
Head restraints (rear): Removable and adjustable	•	-	-	-	-	-
Head restraints (rear): Integrated	-	•	•	•	•	•
Seatbelts (front): 3-point with pretensioners and load limiters (ELR)	•	•	•	•	•	•
Seatbelts (front): Height adjustable shoulder belt anchors	•	•	•	•	•	•
Seatbelts (rear): 3-point, all seating positions (ALR/ELR)	•	•	•	•	•	•
Seatbelts (rear): Height adjustable outboard shoulder belt anchors	•	•	•	•	•	•
Security: Anti-theft system (pre-wired)	○	○	○	○	○	○
Security: Keyless entry system with panic alarm	•	•	•	•	•	•
Steering column: Collapsible	•	•	•	•	•	•
Structure: Ring-shaped reinforcement frame	•	•	•	•	•	•
Structure: Dual, side-impact door beams (front & rear)	•	•	•	•	•	•
Structure: Hydroformed front subframe	•	•	•	•	•	•
Structure: Energy-absorbing crumple zones (front & rear)	•	•	•	•	•	•
Trunk: Internal safety release with self-illuminating handle	-	•	•	-	-	-

## Seating and Trim

Floor mats: "Impreza" embroidered	•	•	•	•	-	-
Floor mats: "WRX" embroidered	-	-	-	-	•	•
Interior: Grey tricot cloth upholstery	-	-	-	-	•	•
Interior: Woven cloth upholstery	•	•	-	-	-	-
Interior: Knit cloth upholstery	-	-	•	•	•	•
Seating capacity	5	5	5	5	5	5
Seat (driver's): 6-way manual adjustable	•	•	•	•	•	•
Seats (front): Heated with high/low setting	-	-	-	•	•	•
Seats (front): Sport type	•	•	-	-	-	-
Seats (front): Semi-bucket, rally sport type	-	-	•	•	•	•
Seats (rear): Contoured bench	•	•	•	•	•	•
Seats (rear): Folding centre armrest with trunk pass through	-	•	•	•	•	•
Seats (rear): 60/40-split, flat-folding	•	-	-	•	-	-

## Audio

AM/FM/CD	•	•	-	•	-	-
AM/FM/6CD Premium audio system	-	-	•	•	•	•
Antenna: In-glass integrated	•	•	•	•	•	•
Speakers (main)	4	4	4	4	4	4
Speakers: Door tweeters	○	○	2	○	2	2
Speakers: Premium upgrade	○	○	○	○	•	•
Speakers: Subwoofer	○	○	○	○	○	○

	Impreza 2.5RS Sport Wagon	Impreza 2.5RS Sedan	Impreza 2.5RS Sedan with Sport Package	Impreza Outback Sport	Impreza WRX Sedan	Impreza WRX Sport Wagon
	•	•	•	•	•	•
<b>Exterior</b>						
Body: Anti-corrosion treatment	•	•	•	•	•	•
Body: Dual-sided galvanized steel	•	•	•	•	•	•
Bumpers & protective bodyside cladding (Steel Grey Metallic)	-	-	-	•	-	-
Bumpers: Body colour	•	•	•	-	•	•
Bumper (rear): Step pad	○	-	-	•	-	○
Door mirrors: Power adjustable, foldable & heated (black)	•	•	-	•	-	-
Door mirrors: Power adjustable, foldable & heated (body colour)	-	-	-	-	•	•
Doors: 4, body colour handles	•	•	•	•	•	•
Fog lights: Projector beam halogen	○	○	○	•	•	•
Fog lights: Covers only	-	-	-	-	-	-
Headlights: Auto-off with ignition switch	•	•	•	•	•	•
Headlights: Contoured multi-reflector halogen with smoke tint lenses	•	•	•	•	•	•
Hood: Steel	•	•	•	-	-	-
Hood: Aluminum alloy	-	-	-	-	•	•
Hood: Functional hood scoop for intercooler air flow	-	-	-	-	•	•
Moonroof: Glass, power tilting and sliding with sunshade (4EAT)	-	-	•	-	•	-
Moonroof: Glass, power tilting and sliding with sunshade (5MT)	-	-	•	-	○	○
Roof Rack System: Roof rails (black)	•	-	-	•	-	-
Roof Rack System: Crossbars, lockable	○	-	-	•	-	-
Side moulding: Aerodynamic side ground effects (body colour)	-	-	-	•	•	•
Splash guards	○	-	-	○	-	○
Spoiler: Low profile, integrated brake light	-	○	-	•	-	-
Spoiler: Roof line	○	-	-	○	-	-
Tire (spare): Compact T135/70 D16 (under cargo area)	•	•	•	•	•	•
Tires: 205/55 R16 89V Bridgestone Potenza RE92 All-Season M+S	•	•	•	•	•	•
Wheels: 16" X 6.5" aluminum alloy, 7-spoke Outback Sport design	-	-	-	•	-	-
Wheels: 16" X 6.5" aluminum alloy, 10-spoke design	•	•	•	-	-	-
Wheels: 16" X 6.5" aluminum alloy, 10-spoke WRX design	-	-	-	-	•	•
Windows: Tinted	•	•	•	•	•	•
Windshield: Laminated and tinted	•	•	•	•	•	•
Window (rear): Defogger with timer	•	•	•	•	•	•
Wipers (windshield): Variable intermittent with washer	•	•	•	•	•	•
Wiper (rear window): Fixed intermittent with washer	•	-	-	•	-	-
Wiper (rear window): De-icer heater	•	-	-	•	-	-



### Controls

• • • • •	Climate control: Air conditioning
- - - - •	Climate control: Automatic
◦ ◦ ◦ ◦ •	Climate control: Air filtration system
• • • • •	Cruise control: Steering wheel stalk controls
• • • • •	Gear selector: Leather-wrapped
• • - • - -	Parking brake: Soft-grip
- - - - •	Parking brake: Leather-wrapped
• • • • •	Pedal: Driver's foot rest
- - • - •	Pedals: Aluminum alloy sport (5MT only)
• • - • - -	Steering wheel: Soft-grip
- - • - •	Steering wheel: MOMO®, leather-wrapped
• • • • •	Steering wheel: Tilt adjustable

### Instruments

• • • • •	Clock: Digital LED in dash
• • • • •	Gauges: Analog with red illuminated needles
- - - - •	Gauges: Sport design
• • • • • -	Instrument panel: Automatic transmission gear position indicator (4EAT)
• • • • •	Instrument panel: Coolant temperature gauge
• • • • •	Instrument panel: Fuel gauge with low fuel warning light
- - - - -	Instrument panel: Outside temperature display
• • • • •	Odometer: Digital, dual trip modes
• • • • •	Speedometer: Electronically controlled analog
• • • • - -	Tachometer: 8000RPM maximum
- - - - •	Tachometer: 9000RPM maximum, centre mounted
• • • • •	Warning lights: ABS, airbag, brake fluid, oil pressure, check engine, door ajar warning

### Cargo Area

◦ - - - •	Cargo tray/protective mat
- - - - •	Cargo tie down hooks
• - - - •	Grocery bag hook
• • • • •	Light: Cargo area
- - - • - -	Power outlet: 12V in cargo area
- • • - - -	Remote trunk release, floor mounted
◦ - - • -	Retractable cargo cover
- - - - •	Storage: Sub-floor tray

### Warranties

3 years / 60,000 km "bumper to bumper" no deductible limited warranty

5 years / 100,000 km major components and powertrain

3 years / unlimited km CAA roadside assistance

See warranty book for details and limitations.



### Convenience

• • • • •	Armrest (front): With console storage
◦ ◦ ◦ ◦ ◦	Armrest (front): Extension with storage
• • • • •	Cup holders (front): Console integrated
• • • • •	Cup holders (rear): Retractable
• • • • •	Door locks: Power, remote keyless entry
• • • • •	Glove box: Lockable and illuminated
• • • • •	Ignition key ring: Illuminated
• • • • •	Light: Interior dome with off delay
- - - • •	Light: Map spotlights
• • • • •	Power outlet: 12V in dash
• • • • •	Storage: Coin box
• • • • •	Storage: Front door storage compartments
• • • • •	Visor: Dual, with mirrors
• • • • •	Windows (power): Driver's window auto down

- standard
- accessory
- not available

### Colours

B B B - B B	Aspen White
B B B - B B	Crystal Grey Metallic
B B B G B B	Obsidian Black Pearl
B B B G B B	Platinum Silver Metallic
B B B G - -	Regal Blue Pearl
B B B G B B	San Remo Red
- - - G - -	Woodland Green Pearl
- - - - B B	World Rally Blue Pearl

G Grey Interior B Off-black Interior - not available



Great journeys begin in a Subaru. Enjoy.